

Open Frame LCD

Open Frame LCD

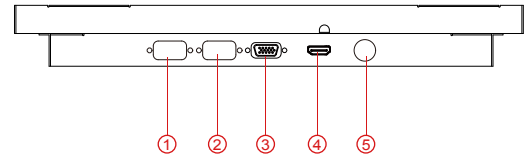

15"

Specifications



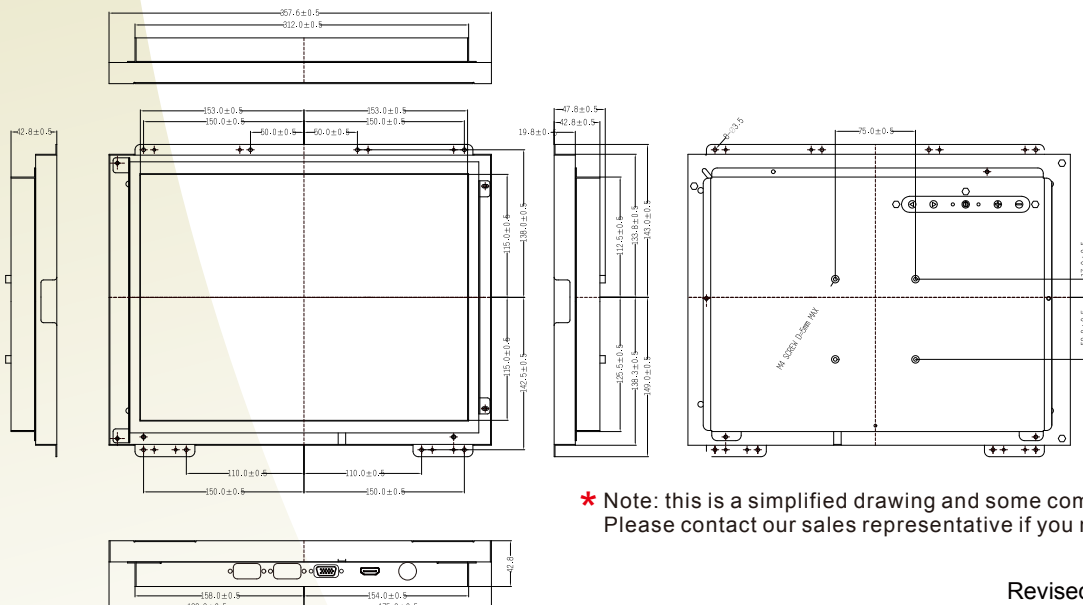
Model	R15L600-OFC3
Panel Size	15"
Active Display Area(mm)	304.1(H) x 228.1 (V)
Resolution	1024 x 768
Contrast Ratio	700:1 (Typical)
Display Color	16.2M
Brightness(cd/m ²)	250 (Typical)
Viewing Angle(CR>=10)	-80~80 (H) ; -70~70(V)
Standard Input Signal	1 x VGA 1 x HDMI
Input Signal (Optional)	*1x DVI *1x S-video *1x Composite
Power Input	12V DC input, with external AC to DC Adapter
Power Consumption	15W typical, Normal operation
Operating temperature	0~50°C
Storage Temperature	-10~60°C
Touch Screen (Optional)	Resistive P-cap. (Customized) SAW
Remote Control (Optional)	RS232 port
Audio (Optional)	Audio input Stereo speakers
IR Remote Controller (Optional)	13 keys controller with receiver kit
Accessories	Power Adapter VGA cable HDMI cable

*Outside dimension and I/O will be different from standard



1. RS-232 for remote control (Optional)
2. RS-232/USB Touch
3. VGA
4. HDMI
5. 12V DC-in

Mechanical Drawing



* Note: this is a simplified drawing and some components are not marked in detail. Please contact our sales representative if you need further product information.

Revised Date: 21-Aug-2017 V1.9